



















Year 1 Phonics: Progression for Bug Club Phonics with adaptations for Trinity St Mary's CE Primary School

Day	spelling	Rhyme and action	Guidance	Examples	Decodable reading book
Autumn Term - Recap Phase 3 and 4					
From Autumn 2 - Phase 5 'Teaching further graphemes for reading'					
1	wh	Hold your fist at the side of your head and extend fingers up		<p>wh</p>  whale what wheat when where whether which while whine whisker whisper whistle white who whole whose why anywhere everywhere somewhere	
2	ph	Place your palms together and make a diving motion forwards	The /f/ sound is not usually spelt as ph in short everyday words (e.g. fat, fill, fun).	<p>ph</p>  dolphin alphabet autograph autobiography biography cellophane elephant geography graph nephew orphan paragraph phantom phase pheasant phrase photocopy photograph physical sphere telephone	
3	ai: <u>ay</u>	Mime placing down a tray		<p>ay</p>  day hay may play display tray stay Sunday Monday away always pray	
4	a-e	Pretend to pick a grape from a vine and eat it		<p>a-e</p>  made cage page cake lake make take care came game name same date gate late mate gave save wave shade brake flake shake flame shame plane grape shape plate grave shave slave	
5	eigh: ey: ei	Draw a 'figure eight' with your finger in the air Extend your fingers and move both hands in circular motions		<p>eigh ey ei</p>  Weigh obey sleigh weight eight reign grey freight they reins neigh prey vein survey	













Year 1 Phonics: Progression for Bug Club Phonics with adaptations for Trinity St Mary's CE Primary School

6	ee: <u>ea</u>	Clap your hands together like a seal		<p>ea</p>  sea beach each peach reach teach lead read (present) speak weak deal real clean cheap beat eat cheat heat meat neat seat treat ease speak steal steam cream dream scream team mean please east beast feast easy eager appear disappear disease decrease increase reason season treason breathe defeat repeat retreat treatment	
7	e_e	Move your arms forwards and backwards as though running		<p>e-e</p>  Steve, Eve, Pete, theme, extreme, scene, even, complete, gene, these,	
8	ee: <u>ey</u> : <u>ie</u> : <u>y</u>	Hold your arm vertically across your body like holding a shield Make monkey arms under your armpits Make floppy ears with your hands on your head		<p>ie ey y</p>    money honey donkey cockney jockey turkey chimney valley trolley monkey, brief, shield, hockey, very, belief, chief, floppy,	
9	igh: <u>ie</u>	Trace a strip down the front of your body	Links to past tense rule for a word ending in a y. Change the y to i.	<p>ie</p>  lie tie pie applied cried denied fried lied relied replied satisfied spied supplied tried	
10	lgh: <u>i-e</u>	Mime holding handlebars and make a pedaling motion		<p>i-e</p>  tide wide bike hike like time fine line mine pine wine pipe wise bite kite size wise inside Smile stile while chime crime slime shine spine fire hire shire spire tire wire alive drive live prize	














Year 1 Phonics: Progression for Bug Club Phonics with adaptations for Trinity St Mary's CE Primary School

11	igh: <u>y</u> end	Flap your hands by your side like little wings		y  by cry dry fly fry my sky sly sty try apply deny rely reply supply	
12	lgh: <u>i</u>	Hold your hand flat in front of you to indicate a small child		i  Child, mild, rind, kind, mind, wild, blind, behind, grind	
13	ow	Draw a rainbow in the air with one hand		ow  bow snow low flow glow snow show	
14	o-e	Tap your nose		o-e  coke joke poke woke hole dome home cope hope pope rope hose nose roe vote broke broken choke smoke spoke spoken woken stone throne close those chose chosen froze frozen	
15	oa: <u>o</u>	Mime posting a letter in a post-box		o  no so go don't gold cold told both hold	
16	oo: <u>ew</u>	Mime twisting a screw into a wall	Both the /u:/ and /ju:/ ('oo' and 'yoo') sounds can be spelt as ew. If words end in the /oo/ sound, ew is a more common spelling than oo.	ew  blew chew crew dew drew few flew grew Jew new renew screw stew threw	
17	oo: <u>ue</u>	With one hand, rub your opposite palm in circular motions	Both the /u:/ and /ju:/ ('oo' and 'yoo') sounds can be spelt as ue. If words end in the /oo/ sound, ue is a more common spelling than oo.	ue  blue clue true flue issue tissue rescue Tuesday	
18	u-e	Pretend to play a flute	Both the /u:/ and /ju:/ ('oo' and 'yoo') sounds can be spelt as u-e.	u-e  cube tube rude duke tune cute chute use fuse brute huge computer June	



Year 1 Phonics: Progression for Bug Club Phonics with adaptations for Trinity St Mary's CE Primary School














19	oo: u and oul	Trace the outline of a bush using both hands		u  Bull, pull, full, push, bush, could, should, would,	
20	or: <u>aw</u>	Pinch your thumb and forefinger in front of your mouth		aw  claw draw flaw in-law jaw law outlaw paw raw saw straw lawn yawn awkward awful	
21	or: <u>au</u>	Pretend to place a large, round space helmet on your head		au  sauce saucer fault haul autumn trauma haunt launch laundry taunt applause august cause clause pause author	
22	or: al	Put both arms in front of you with palms facing forwards		al  Call, ball, rainfall, hall, snowball, fall, small, tall	
23	ur: <u>ir</u>	With your index finger vertical, brush your cheek twice		ir  girl sir bird shirt skirt birth third first thirteen thirsty	
24	ur: er			Fern, verb, herb, berth, desert, expert, stern, servant, superb	
25	ur: ear	Create a clam shape with your hands and then open them		ear  Earn, earth, learn, earl, early, heard, search	
26	ow: <u>ou</u>	Create a roof shape with your hands		ou  out about cloud found proud sprout sound loudest mountain scout	
27	oi: <u>oy</u>	Hold your right index finger under your chin and point to the left		oy  ahoy, annoy, boy, decoy, employ, joy, toy, enjoy, cowboy	



Year 1 Phonics: Progression for Bug Club Phonics with adaptations for Trinity St Mary's CE Primary School













Flashcards available for up to this point

Phase 5

28	ere/eer	Trace the outline of a sphere with both hands Place your thumbs above your ears and spread fingers wide	ere eer   Peer, sheer, cheer, sneer, deer, steer, sphere, here, mere, meerkats	 
29	are/ear	Draw a square shape in the air with your finger Cup your hands to your heart	are ear   Pear, tear, wear, hare, glare, square, bear, swear, prepare, share, carefully, beware, scare, stares	
30	c		Cup, compass, camera, cactus, cork, camel, curry, cube, Chris, asked, cakes	
31	k		Kart, kennel, kitten, kitchen, kidney, bark, shark, King, Mark, kettle, market	
32	ck		Sock, block, clock, quick, chick, trick, duck, truck, stuck, hammock, back, quack	
33	ch	From a fist, extend your little finger and thumb and float it down	ch  Anchor, chaos, chrome, chorus, choir, chemist, toothache, school	
34	ce/ci/cy	Roll your arms around each other like a cement mixer Pretend to write onto a piece of paper Mime clashing two cymbals together in the air	c(e) c(i) c(y)    Force, fancy, face, pencil, price, cyclist, cinema, ambulance, accident, noticed, fleecy, cymbal	
35	sc/stl	Make a scissor shape with your fingers and pretend to cut	sc  Scissors, science, scene, castle, muscle, whistle	











Year 1 Phonics: Progression for Bug Club Phonics with adaptations for Trinity St Mary's CE Primary School

36	se	Hold your hand out in front of you like a stop sign	 _____ Mouse, house, purse, please, cheese, horse, amuse, pause, noise,	
37	ge/gi/gy	Stroke your ring finger as though admiring a precious ring Hold your arm high above you like a long neck Pretend to lift a set of hand weights	   g(e) g(i) g(y) Danger, margin, large, angel, giraffe, giant, ginger, gym, urgent, engine, gigantic, large, charge, energy, magic	
38	dge	Hold one arm flat and use two fingers to mime walking across	 dge Madge, fridge, hedge, ledge, hedgehog, badger, budget, bridge, gadget, fudge, dodge, smudge	
39	le	Hold your finger in front of your face and blow on it	 _____ Candle, Poodle, needle, apple, dazzle, bottle, pebble, table, saddle, stable, uncle, tackled, wrestle, puzzle	
40	mb	Pretend to comb your hair	 mb Lamb, crumb, numb, tomb, limb, thumb, climb, comb, bomb	
41	Kn/gn	Link your fingers together and close hands into a knot shape Make a pointy gnome hat with your hands on your head	  kn Knew, knife, knock, knot, knob, sign, reign, gnome, gnaw, knocked	
42	wr	Point to your wrist	 wr Wrap, wren, wrote, wrapper, wring, wriggle, wrong, write, wrist, wrinkly,	



Year 1 Phonics: Progression for Bug Club Phonics with adaptations for Trinity St Mary's CE Primary School

43	tch	Pretend to strike a match on your palm	<p>tch</p>  <p>Patch, batch, match, crutch, clutch, catch, ditch, hutch, fetch, kitchen, stretch</p>	 
44	Sh alternatives	<p>Give yourself a hug! Pretend to play a violin Shake some imaginary maracas Move arm in circles in front of torso, then turn palm to the floor</p>	<p>c(ial) c(ian) ss(ion) t(ion)</p>  <p>social, nation, station, potion, lotion, action, magician, mission, motion, special, procession, chef</p>	
45	ea	Hold out your arm and wiggle your fingers down it	<p>ea</p>  <p>ahead, bread, tread, thread, head, dead, deaf, feather, heather, weather, instead, ready, spread,</p>	
46	Zh as 's'	<p>Make a big star shape with your arms outstretched Mime lifting the lid of a treasure chest with hands in front of you Pretend to put on a pair of glasses</p>	<p>s(ion) s(ure) s(ual)</p>  <p>Measure, usual, vision, television, leisure, treasure, casual, explosion, division</p>	
47	(w) a	Stack one arm horizontal and the other vertical, bend your wrists	<p>(w)a</p>  <p>Watch, wander, swans, wallet, wasps, water, walnuts, washing, wander, want, wall, warm</p>	
48	'u' as o	Do a funny skeleton dance!	<p>o</p>  <p>Flood, blood, worry, skeleton, some, become, unison, cinnamon, pentagon, skelaton</p>	
49	compound words	Compound words are two words joined together. Each part of the longer word is spelt as it would be if it were on its own.	<p>bedroom blackbird bonfire cloakroom clockwise cupboard database football goalkeeper goodnight grandfather handbag household joystick outside paintbrush playground popcorn sandwich tablecloth upstairs waterproof weekend windmill</p>	
50		Any Consolidation		



Year 1 Phonics: Progression for Bug Club Phonics with adaptations for Trinity St Mary's CE Primary School

-zz		buzz fizz frizz fuzz jazz whizz
-ve	English words hardly ever end with the letter v, so if a word ends with a /v/ sound, the letter e usually needs to be added after the 'v'.	have live give
-s	Adding s and es to words (plural of nouns and the third person singular of verbs) If the ending sounds like /s/ or /z/, it is spelt as -s. If the ending sounds like /ɪz/ and forms an extra syllable or 'beat' in the word, it is spelt as -es.	cats hats nets nuts pets pots rats cups mops pips beds lids pads rods vans bins hens bags legs pigs boasts boats books chairs coins goals rooms seeds shops teams bikes games homes shapes tubes cages noises pages prizes roses sizes cooks thinks sweets screams speaks waves hopes hates slides likes addresses angles bubbles diseases farmers flowers horses houses markets murderers nights nurses parks puppets shirts streams surprises
		benches lunches beaches peaches gases buses brushes bushes crashes fishes wishes classes dresses glasses kisses boxes foxes sixes taxes buzzes coaches teaches preaches reaches fishes rushes wishes crushes hisses fizzes churches
-ing	Adding the endings -ing, -ed and -er to verbs where no change is needed to the root word -ing and -er always add an extra syllable to the word and -ed sometimes does.	beating boiling coaching fishing floating joining looking painting preaching reading sailing shooting sleeping teaching thinking burning counting discovering disturbing drawing filtering frightening gleaming hurting murmuring parking renewing returning starting streaming throwing watering working
-ed	The past tense of some verbs may sound as if it ends in /ɪd/ (extra syllable), /d/ or /t/ (no extra syllable), but all these endings are spelt -ed. If the verb ends in two consonant letters (the same or different), the ending is simply added on. hunting, hunted, hunter, buzzing, buzzed, buzzer, jumping, jumped, jumper	asked blocked called camped crossed killed packed passed pecked picked pressed puffed rocked sacked sniffed tricked walked enjoyed joined moaned nailed opened played sailed looked cooked soaked booted floated heated invented noted painted pointed shifted waited dented dusted ended funded grunted handed hunted landed lifted listed melted mended planted rusted tested assorted crowded disobeyed displeased disturbed flawed frightened marked murdered powered sorted turned surrounded discovered started revisited exploited obtained remained repaired cemented complained
-er		hunter jumper buzzer boxer runner walker singer
-er		colder longer older richer smaller smoother sweeter taller braver closer riper safer wider wiser



Year 1 Phonics: Progression for Bug Club Phonics with adaptations for Trinity St Mary's CE Primary School

-est	<p>Adding -er and -est to adjectives where no change is needed to the root word</p> <p>As with verbs (see above), if the adjective ends in two consonant letters (the same or different), the ending is simply added on.</p>	<p>coldest longest oldest richest smallest sweetest bravest safest brightest fastest kindest neatest slowest strongest weakest wildest bravest closest largest latest nicest ripest rudest</p>	
------	--	--	--

Common exception words			Pupils' attention should be drawn to the grapheme-phoneme correspondences that do and do not fit in with what has been taught so far.			
the	a	do	to	today	of	said
says	are	were	was	is	his	has
I	you	they	be	he	me	she
full	we	no	go	so	our	my
here	there	where	love	come	some	one
once	ask	friend	school	oh	push	pull
their	people	Mr	Mrs	looked	called	asked
could	don't	old	I'm	by	time	house



Trinity St Mary's C of E
Kindness, Unity and Courage



Year 1 Phonics: Progression for Bug Club Phonics with adaptations for Trinity St Mary's CE Primary School

about	your	day	made	came	make	here
saw	very	put				